

Bayesian Inference for Finite-State Transducers*

David Chiang¹ Jonathan Graehl¹ Kevin Knight¹ Adam Pauls² Sujith Ravi¹

¹Information Sciences Institute
University of Southern California
4676 Admiralty Way, Suite 1001
Marina del Rey, CA 90292

²Computer Science Division
University of California at Berkeley
Soda Hall
Berkeley, CA 94720

Abstract

We describe a Bayesian inference algorithm that can be used to train any cascade of weighted finite-state transducers on end-to-end data. We also investigate the problem of automatically selecting from among multiple training runs. Our experiments on four different tasks demonstrate the genericity of this framework, and, where applicable, large improvements in performance over EM. We also show, for unsupervised part-of-speech tagging, that automatic run selection gives a large improvement over previous Bayesian approaches.

1 Introduction

In this paper, we investigate Bayesian inference for weighted finite-state transducers (WFSTs). Many natural language models can be captured by weighted finite-state transducers (Pereira et al., 1994; Sproat et al., 1996; Knight and Al-Onaizan, 1998; Clark, 2002; Kolak et al., 2003; Mathias and Byrne, 2006), which offer several benefits:

- WFSTs provide a uniform knowledge representation.
- Complex problems can be broken down into a cascade of simple WFSTs.
- Input- and output-epsilon transitions allow compact designs.
- Generic algorithms exist for doing inferences with WFSTs. These include best-path decoding, k -best path extraction, composition,

intersection, minimization, determinization, forward-backward training, forward-backward pruning, stochastic generation, and projection.

- Software toolkits implement these generic algorithms, allowing designers to concentrate on novel models rather than problem-specific inference code. This leads to faster scientific experimentation with fewer bugs.

Weighted tree transducers play the same role for problems that involve the creation and transformation of tree structures (Knight and Graehl, 2005). Of course, many problems do not fit either the finite-state string or tree transducer framework, but in this paper, we concentrate on those that do.

Bayesian inference schemes have become popular recently in natural language processing for their ability to manage uncertainty about model parameters and to allow designers to incorporate prior knowledge flexibly. Task-accuracy results have generally been favorable. However, it can be time-consuming to apply Bayesian inference methods to each new problem. Designers typically build custom, problem-specific sampling operators for exploring the derivation space. They may factor their programs to get some code re-use from one problem to the next, but highly generic tools for string and tree processing are not available.

In this paper, we marry the world of finite-state machines with the world of Bayesian inference, and we test our methods across a range of natural language problems. Our contributions are:

- We describe a Bayesian inference algorithm that can be used to train any cascade of WFSTs on end-to-end data.
- We propose a method for automatic *run selec-*

*The authors are listed in alphabetical order. Please direct correspondence to Sujith Ravi (sravi@isi.edu). This work was supported by NSF grant IIS-0904684 and DARPA contract HR0011-06-C0022.

tion, i.e., how to automatically select among multiple training runs in order to achieve the best possible task accuracy.

The natural language applications we consider in this paper are: (1) unsupervised part-of-speech (POS) tagging (Merialdo, 1994; Goldwater and Griffiths, 2007), (2) letter substitution decipherment (Peleg and Rosenfeld, 1979; Knight et al., 2006; Ravi and Knight, 2008), (3) segmentation of space-free English (Goldwater et al., 2009), and (4) Japanese/English phoneme alignment (Knight and Graehl, 1998; Ravi and Knight, 2009a). Figure 1 shows how each of these problems can be represented as a cascade of finite-state acceptors (FSAs) and finite-state transducers (FSTs).

2 Generic EM Training

We first describe forward-backward EM training for a single FST M . Given a string pair (v, w) from our training data, we transform v into an FST M_v that just maps v to itself, and likewise transform w into an FST M_w . Then we compose M_v with M , and compose the result with M_w . This composition follows Pereira and Riley (1996), treating epsilon input and output transitions correctly, especially with regards to their weighted interleaving. This yields a derivation lattice D , each of whose paths transforms v into w .¹ Each transition in D corresponds to some transition in the FST M . We run the forward-backward algorithm over D to collect fractional counts for the transitions in M . After we sum fractional counts for all examples, we normalize with respect to competing transitions in M , assign new probabilities to M , and iterate. Transitions in M compete with each other if they leave the same state with the same input symbol, which may be empty (ϵ).

In order to train an FSA on observed string data, we convert the FSA into an FST by adding an input-epsilon to every transition. We then convert each training string v into the string pair (ϵ, v) . After running the above FST training algorithm, we can remove all input- ϵ from the trained machine.

It is straightforward to modify generic training to support the following controls:

¹Throughout this paper, we do not assume that lattices are acyclic; the algorithms described work on general graphs.

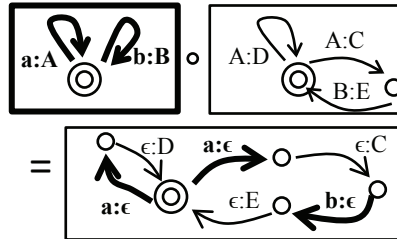


Figure 2: Composition of two FSTs maintaining separate transitions.

Maximum iterations and early stopping. We specify a maximum number of iterations, and we halt early if the ratio of $\log P(\text{data})$ from one iteration to the next exceeds a threshold (such as 0.99999).

Initial point. Any probabilities supplied on the pre-trained FST are interpreted as a starting point for EM’s search. If no probabilities are supplied, EM begins with uniform probabilities.

Random restarts. We can request n random restarts, each from a different, randomly-selected initial point.

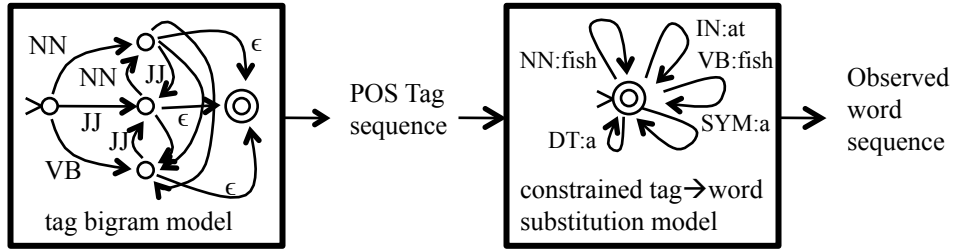
Locking and tying. Transitions on the pre-trained FST can be marked as locked, in which case EM will not modify their supplied probabilities. Groups of transitions can be tied together so that their fractional counts are pooled, and when normalization occurs, they all receive the same probability.

Derivation lattice caching. If memory is available, training can cache the derivation lattices computed in the first EM iteration for all training pairs. Subsequent iterations then run much faster. In our experiments, we observe an average 10-fold speedup with caching.

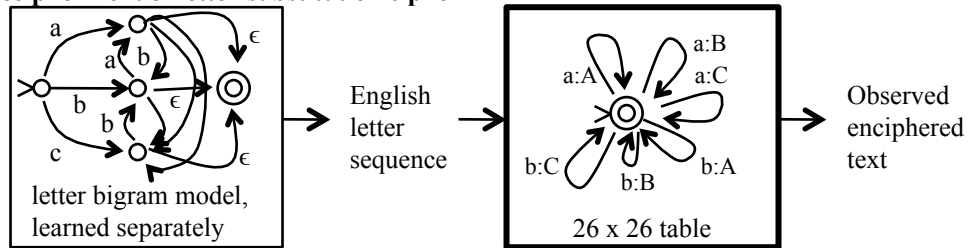
Next we turn to training a *cascade* of FSTs on end-to-end data. The algorithm takes as input: (1) a sequence of FSTs, and (2) pairs of training strings (v, w) , such that v is accepted by the first FST in the cascade, and w is produced by the last FST. The algorithm outputs the same sequence of FSTs, but with trained probabilities.

To accomplish this, we first compose the supplied FSTs, taking care to keep the transitions from different machines separate. Figure 2 illustrates this with a small example. It may thus happen that a single transition in an input FST is represented multiple times in the composed device, in which case their prob-

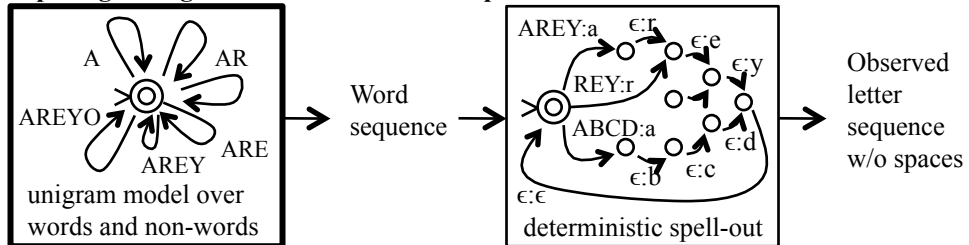
1. Unsupervised part-of-speech tagging with constrained dictionary



2. Decipherment of letter-substitution cipher



3. Re-Spacing of English text written without spaces



4. Alignment of Japanese/English phoneme sequences

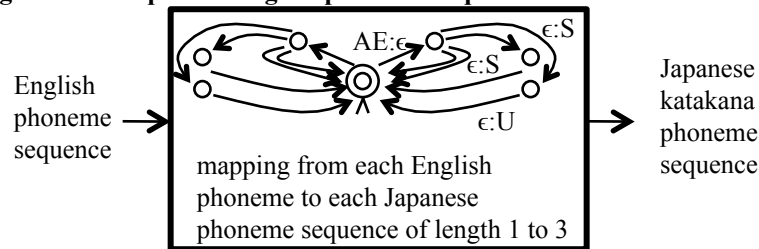


Figure 1: Finite-state cascades for five natural language problems.

abilities are tied together. Next, we run FST training on the end-to-end data. This involves creating derivation lattices and running forward-backward on them. After FST training, we de-compose the trained device back into a cascade of trained machines.

When the cascade’s first machine is an FSA, rather than an FST, then the entire cascade is viewed as a generator of strings rather than a transformer of strings. Such a cascade is trained on observed strings rather than string pairs. By again treating the first FSA as an FST with empty input, we can train using the FST-cascade training algorithm described in the previous paragraph.

Once we have our trained cascade, we can apply it to new data, obtaining (for example) the k -best output strings for an input string.

3 Generic Bayesian Training

Bayesian learning is a wide-ranging field. We focus on training using Gibbs sampling (Geman and Geman, 1984), because it has been popularly applied in the natural language literature, e.g., (Finkel et al., 2005; DeNero et al., 2008; Blunsom et al., 2009).

Our overall plan is to give a generic algorithm for Bayesian training that is a “drop-in replacement” for EM training. That is, we input an FST cascade and data and output the same FST cascade with trained weights. This is an approximation to a purely Bayesian setup (where one would always integrate over all possible weightings), but one which makes it easy to deploy FSTs to efficiently decode new data. Likewise, we do not yet support non-parametric approaches—to create a drop-in replacement for EM, we require that all parameters be specified in the initial FST cascade. We return to this issue in Section 5.

3.1 Particular Case

We start with a well-known application of Bayesian inference, unsupervised POS tagging (Goldwater and Griffiths, 2007). Raw training text is provided, and each potential corpus tagging corresponds to a hidden derivation of that data. Derivations are created and probabilistically scored as follows:

1. $i \leftarrow 1$
2. Choose tag t_1 according to $P_0(t_1)$

3. Choose word w_1 according to $P_0(w_1 | t_1)$
4. $i \leftarrow i + 1$
5. Choose tag t_i according to

$$\frac{\alpha P_0(t_i | t_{i-1}) + c_1^{i-1}(t_{i-1}, t_i)}{\alpha + c_1^{i-1}(t_{i-1})} \quad (1)$$

6. Choose word w_i according to

$$\frac{\beta P_0(w_i | t_i) + c_1^{i-1}(t_i, w_i)}{\beta + c_1^{i-1}(t_i)} \quad (2)$$

7. With probability P_{quit} , quit; else go to 4.

This defines the probability of any given derivation. The base distribution P_0 represents prior knowledge about the distribution of tags and words, given the relevant conditioning context. The c_1^{i-1} are the counts of events occurring before word i in the derivation (the “cache”).

When α and β are large, tags and words are essentially generated according to P_0 . When α and β are small, tags and words are generated with reference to previous decisions inside the cache.

We use Gibbs sampling to estimate the distribution of tags given words. The key to efficient sampling is to define a sampling operator that makes some small change to the overall corpus derivation. With such an operator, we derive an incremental formula for re-scoring the probability of an entire new derivation based on the probability of the old derivation. Exchangeability makes this efficient—we pretend like the area around the small change occurs at the end of the corpus, so that both old and new derivations share the same cache. Goldwater and Griffiths (2007) choose the re-sampling operator “change the tag of a single word,” and they derive the corresponding incremental scoring formula for unsupervised tagging. For other problems, designers develop different sampling operators and derive different incremental scoring formulas.

3.2 Generic Case

In order to develop a generic algorithm, we need to abstract away from these problem-specific design choices. In general, hidden derivations correspond to paths through derivation lattices, so we first

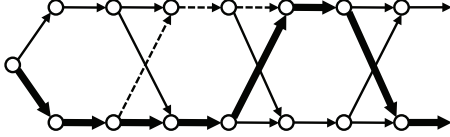


Figure 3: Changing a decision in the derivation lattice. All paths generate the observed data. The bold path represents the current sample, and the dotted path represents a sidetrack in which one decision is changed.

compute derivation lattices for our observed training data through our cascade of FSTs. A random path through these lattices constitutes the initial sample, and we calculate its derivation probability directly.

One way to think about a generic small change operator is to consider a single transition in the current sample. This transition will generally compete with other transitions. One possible small change is to “sidetrack” the derivation to a competing derivation. Figure 3 shows how this works. If the sidetrack path quickly re-joins the old derivation path, then an incremental score can be computed. However, sidetracking raises knotty questions. First, what is the proper path continuation after the sidetracking transition is selected? Should the path attempt to re-join the old derivation as soon as possible, and if so, how is this efficiently done? Then, how can we compute new derivation scores for all possible sidetracks, so that we can choose a new sample by an appropriate weighted coin flip? Finally, would such a sampler be reversible? In order to satisfy theoretical conditions for Gibbs sampling, if we move from sample A to sample B , we must be able to immediately get back to sample A .

We take a different tack here, moving from point-wise sampling to blocked sampling. Gao and Johnson (2008) employed blocked sampling for POS tagging, and the approach works nicely for arbitrary derivation lattices. We again start with a random derivation for each example in the corpus. We then choose a training example and exchange its entire derivation lattice to the end of the corpus. We create a weighted version of this lattice, called the *proposal lattice*, such that we can approximately sample whole paths by stochastic generation. The probabilities are based on the event counts from the rest of the sample (the cache), and on the base distribution,

and are computed in this way:

$$P(r | q) = \frac{\alpha P_0(r | q) + c(q, r)}{\alpha + c(q)} \quad (3)$$

where q and r are states of the derivation lattice, and the $c(\cdot)$ are counts collected from the corpus minus the entire training example being resampled. This is an approximation because we are ignoring the fact that $P(r | q)$ in general depends on choices made earlier in the lattice. The approximation can be corrected using the Metropolis-Hastings algorithm, in which the sample drawn from the proposal lattice is accepted only with a certain probability α ; but Gao and Johnson (2008) report that $\alpha > 0.99$, so we skip this step.

3.3 Choosing the best derivations

After the sampling run has finished, we can choose the best derivations using two different methods. First, if we want to find the MAP derivations of the training strings, then following Goldwater and Griffiths (2007), we can use *annealing*: raise the probabilities in the sampling distribution to the $\frac{1}{T}$ power, where T is a temperature parameter, decrease T towards zero, and take a single sample.

But in practice one often wants to predict the MAP derivation for a new string w' not contained in the training data. To approximate the distribution of derivations of w' given the training data, we average the transition counts from all the samples (after burn-in) and plug the averaged counts into (3) to obtain a single proposal lattice.² The predicted derivation is the Viterbi path through this lattice. Call this method *averaging*. An advantage of this approach is that the trainer, taking a cascade of FSAs as input, outputs a weighted version of the same cascade, and this trained cascade can be used on unseen examples without having to rerun training.

3.4 Implementation

That concludes the generic Bayesian training algorithm, to which we add the following controls:

²A better approximation might have been to build a proposal lattice for each sample (after burn-in), and then construct a single FSA that computes the average of the probability distributions computed by all the proposal lattices. But this FSA would be rather large.

Number of Gibbs sampling iterations. We execute the full number specified.

Base distribution. Any probabilities supplied on the pre-trained FST are interpreted as base distribution probabilities. If no probabilities are supplied, then the base distribution is taken to be uniform.

Hyperparameters. We supply a distinct α for each machine in the FST cascade. We do not yet support different α values for different states within a single FST.

Random restarts. We can request multiple runs from different, randomly-selected initial samples.

EM-based initial point. If random initial samples are undesirable, we can request that the Gibbs sampler be initialized with the Viterbi path using parameter values obtained by n iterations of EM.

Annealing schedule. If annealing is used, it follows a linear annealing schedule with starting and stopping temperature specified by the user.

EM and Bayesian training for arbitrary FST cascades are both implemented in the finite-state toolkit Carmel, which is distributed with source code.³ All controls are implemented as command-line switches. We use Carmel to carry out the experiments in the next section.

4 Run Selection

For both EM and Bayesian methods, different training runs yield different results. EM’s objective function (probability of observed data) is very bumpy for the unsupervised problems we work on—different initial points yield different trained WFST cascades, with different task accuracies. Averaging task accuracies across runs is undesirable, because we want to deploy a particular trained cascade in the real world, and we want an estimate of its performance. Selecting the run with the best task accuracy is illegal in an unsupervised setting. With EM, we have a good alternative: select the run that maximizes the objective function, i.e., the likelihood of the observed training data. We find a decent correlation between this value and task accuracy, and we are generally able to improve accuracy using this run selection method. Figure 4 shows a scatterplot of 1000 runs for POS tagging. A single run with a uniform start yields 81.8%

³<http://www.isi.edu/licensed-sw/carmel>

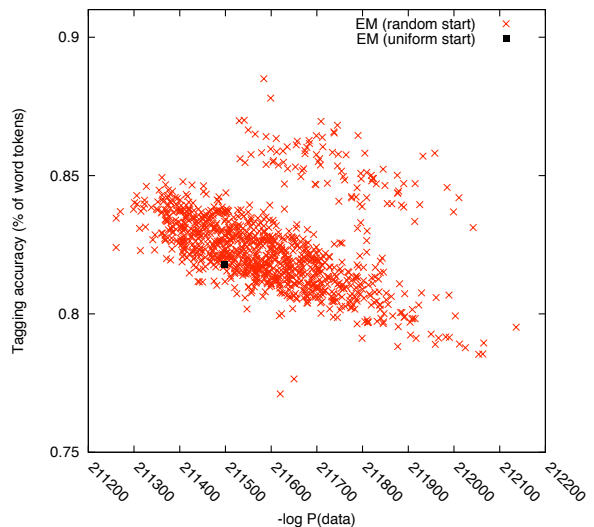


Figure 4: Multiple EM restarts for POS tagging. Each point represents one random restart; the y-axis is tagging accuracy and the x-axis is EM’s objective function, $-\log P(\text{data})$.

accuracy, while automatic selection from 1000 runs yields 82.4% accuracy.

Gibbs sampling runs also yield WFST cascades with varying task accuracies, due to random initial samples and sampling decisions. In fact, the variation is even larger than what we find with EM. It is natural to ask whether we can do automatic run selection for Gibbs sampling. If we are using annealing, it makes sense to use the probability of the final sample, which is supposed to approximate the MAP derivation. When using averaging, however, choosing the final sample would be quite arbitrary. Instead, we propose choosing the run that has the highest average log-probability (that is, the lowest entropy) after burn-in. The rationale is that the runs that have found their way to high-probability peaks are probably more representative of the true distribution, or at least capture a part of the distribution that is of greater interest to us.

We find that this method works quite well in practice. Figure 5 illustrates 1000 POS tagging runs for annealing with automatic run selection, yielding 84.7% accuracy. When using averaging, however, automatic selection from 1000 runs (Figure 6) produces a much higher accuracy of 90.7%. This is better than accuracies reported previously using

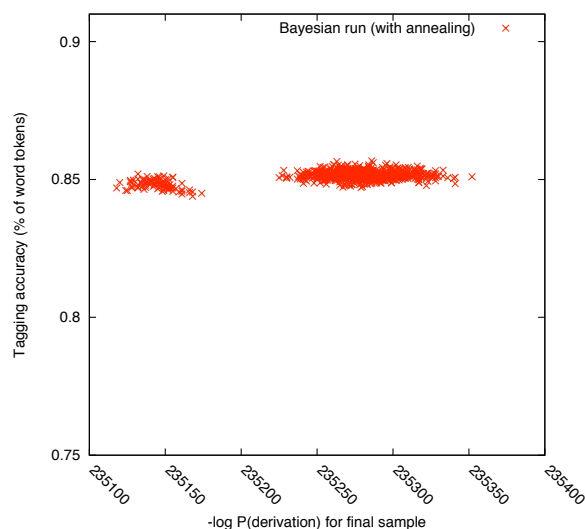


Figure 5: Multiple Bayesian learning runs (using *annealing* with temperature decreasing from 2 to 0.08) for POS tagging. Each point represents one run; the y-axis is tagging accuracy and the x-axis is the $-\log P(\text{derivation})$ of the final sample.

Bayesian methods (85.2% from Goldwater and Griffiths (2007), who use a trigram model) and close to the best accuracy reported on this task (91.8% from Ravi and Knight (2009b), who use an integer linear program to minimize the model directly).

5 Experiments and Results

We run experiments for various natural language applications and compare the task accuracies achieved by the EM and Bayesian learning methods. The tasks we consider are:

Unsupervised POS tagging. We adopt the common problem formulation for this task described by Merialdo (1994), in which we are given a raw 24,115-word sequence and a dictionary of legal tags for each word type. The tagset consists of 45 distinct grammatical tags. We use the same modeling approach as Goldwater and Griffiths (2007), using a probabilistic tag bigram model in conjunction with a tag-to-word model.

Letter substitution decipherment. Here, the task is to decipher a 414-letter substitution cipher and uncover the original English letter sequence. The task accuracy is defined as the percent of ciphertext to-

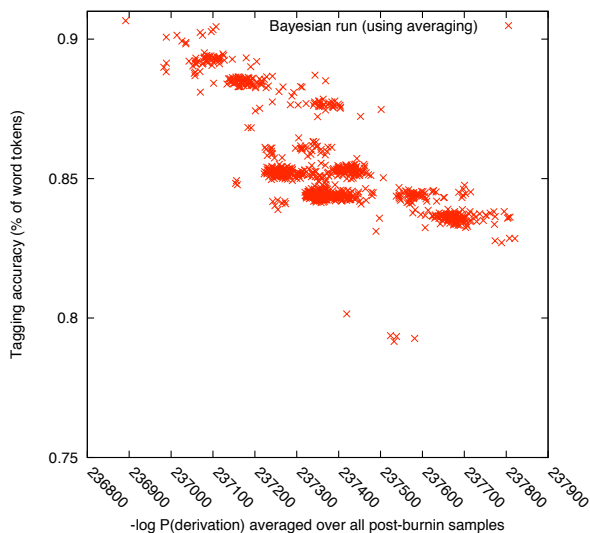


Figure 6: Multiple Bayesian learning runs (using *averaging*) for POS tagging. Each point represents one run; the y-axis is tagging accuracy and the x-axis is the average $-\log P(\text{derivation})$ over all samples after burn-in.

kens that are deciphered correctly. We work on the same standard cipher described in previous literature (Ravi and Knight, 2008). The model consists of an English letter bigram model, whose probabilities are fixed and an English-to-ciphertext channel model, which is learnt during training.

Segmentation of space-free English. Given a space-free English text corpus (e.g., *iwalkedtothe...*), the task is to segment the text into words (e.g., *i walked to the ...*). Our input text corpus consists of 11,378 words, with spaces removed. As illustrated in Figure 1, our method uses a unigram FSA that models every letter sequence seen in the data, which includes both words and non-words (at most 10 letters long) composed with a deterministic spell-out model. In order to evaluate the quality of our segmented output, we compare it against the gold segmentation and compute the word token f-measure.

Japanese/English phoneme alignment. We use the problem formulation of Knight and Graehl (1998). Given an input English/Japanese katakana phoneme sequence pair, the task is to produce an alignment that connects each English

	MLE	Bayesian		
	EM	prior	VB-EM	Gibbs
POS tagging	82.4	$\alpha = 10^{-2}, \beta = 10^{-1}$	84.1	90.7
Letter decipherment	83.6	$\alpha = 10^6, \beta = 10^{-2}$	83.6	88.9
Re-spacing English	0.9	$\alpha = 10^{-8}, \beta = 10^4$	0.8	42.8
Aligning phoneme strings*	100	$\alpha = 10^{-2}$	99.9	99.1

Table 1: Gibbs sampling for Bayesian inference outperforms both EM and Variational Bayesian EM. *The output of EM alignment was used as the gold standard.

phoneme to its corresponding Japanese sounds (a sequence of one or more Japanese phonemes). For example, given a phoneme sequence pair ((AH B AW T) \rightarrow (a b a u t o)), we have to produce the alignments ((AH \rightarrow a), (B \rightarrow b), (AW \rightarrow a u), (T \rightarrow t o)). The input data consists of 2,684 English/Japanese phoneme sequence pairs. We use a model that consists of mappings from each English phoneme to Japanese phoneme sequences (of length up to 3), and the mapping probabilities are learnt during training. We manually analyzed the alignments produced by the EM method for this task and found them to be nearly perfect. Hence, for the purpose of this task we treat the EM alignments as our gold standard, since there are no gold alignments available for this data.

In all the experiments reported here, we run EM for 200 iterations and Bayesian for 5000 iterations (the first 2000 for burn-in). We apply automatic run selection using the objective function value for EM and the averaging method for Bayesian.

Table 1 shows accuracy results for our four tasks, using run selection for both EM and Bayesian learning. For the Bayesian runs, we compared two inference methods: Gibbs sampling, as described above, and Variational Bayesian EM (Beal and Ghahramani, 2003), both of which are implemented in Carmel. We used the hyperparameters (α , β) as shown in the table. Setting a high value yields a final distribution that is close to the original one (P_0). For example, in letter decipherment we want to keep the language model probabilities fixed during training, and hence we set the prior on that model to be very strong ($\alpha = 10^6$). Table 1 shows that the Bayesian methods consistently outperform EM for all the tasks (except phoneme alignment, where EM was taken as the gold standard). Each iteration of

Gibbs sampling was 2.3 times slower than EM for POS tagging, and in general about twice as slow.

6 Discussion

We have described general training algorithms for FST cascades and their implementation, and examined the problem of run selection for both EM and Bayesian training. This work raises several interesting points for future study.

First, is there an efficient method for performing pointwise sampling on general FSTs, and would pointwise sampling deliver better empirical results than blocked sampling across a range of tasks?

Second, can generic methods similar to the ones described here be developed for cascades of tree transducers? It is straightforward to adapt our methods to train a single tree transducer (Graehl et al., 2008), but as most types of tree transducers are not closed under composition (Gécseg and Steinby, 1984), the compose/de-compose method cannot be directly applied to train cascades.

Third, what is the best way to extend the FST formalism to represent non-parametric Bayesian models? Consider the English re-spacing application. We currently take observed (un-spaced) data and build a giant unigram FSA that models every letter sequence seen in the data of up to 10 letters, both words and non-words. This FSA has 207,253 transitions. We also define P_0 for each individual transition, which allows a preference for short words. This set-up works fine, but in a nonparametric approach, P_0 is defined more compactly and without a word-length limit. An extension of FSTs along the lines of recursive transition networks may be appropriate, but we leave details for future work.

References

- Matthew J. Beal and Zoubin Ghahramani. 2003. The Variational Bayesian EM algorithm for incomplete data: with application to scoring graphical model structures. *Bayesian Statistics*, 7:453–464.
- Phil Blunsom, Trevor Cohn, Chris Dyer, and Miles Osborne. 2009. A Gibbs sampler for phrasal synchronous grammar induction. In *Proceedings of ACL-IJCNLP 2009*.
- Alexander Clark. 2002. Memory-based learning of morphology with stochastic transducers. In *Proceedings of ACL 2002*.
- John DeNero, Alexandre Bouchard-Côté, and Dan Klein. 2008. Sampling alignment structure under a Bayesian translation model. In *Proceedings of EMNLP 2008*.
- Jenny Rose Finkel, Trond Grenager, and Christopher Manning. 2005. Incorporating non-local information into information extraction systems by Gibbs sampling. In *Proceedings of ACL 2005*.
- Jianfeng Gao and Mark Johnson. 2008. A comparison of Bayesian estimators for unsupervised Hidden Markov Model POS taggers. In *Proceedings of EMNLP 2008*.
- Ferenc Gécseg and Magnus Steinby. 1984. *Tree Automata*. Akadémiai Kiadó, Budapest.
- Stuart Geman and Donald Geman. 1984. Stochastic relaxation, Gibbs distributions and the Bayesian restoration of images. *IEEE Transactions on Pattern Analysis and Machine Intelligence*, 6(6):721–741.
- Sharon Goldwater and Thomas L. Griffiths. 2007. A fully Bayesian approach to unsupervised part-of-speech tagging. In *Proceedings of ACL 2007*.
- Sharon Goldwater, Thomas L. Griffiths, and Mark Johnson. 2009. A Bayesian framework for word segmentation: Exploring the effects of context. *Cognition*, 112(1):21–54.
- Jonathan Graehl, Kevin Knight, and Jonathan May. 2008. Training tree transducers. *Computational Linguistics*, 34(3):391–427.
- Kevin Knight and Yaser Al-Onaizan. 1998. Translation with finite-state devices. In *Proceedings of AMTA 1998*.
- Kevin Knight and Jonathan Graehl. 1998. Machine transliteration. *Computational Linguistics*, 24(4):599–612.
- Knight Knight and Jonathan Graehl. 2005. An overview of probabilistic tree transducers for natural language processing. In *Proceedings of CICLing-2005*.
- Kevin Knight, Anish Nair, Nishit Rathod, and Kenji Yamada. 2006. Unsupervised analysis for decipherment problems. In *Proceedings of COLING-ACL 2006*.
- Okan Kolak, William Byrne, and Philip Resnik. 2003. A generative probabilistic OCR model for NLP applications. In *Proceedings of HLT-NAACL 2003*.
- Lambert Mathias and William Byrne. 2006. Statistical phrase-based speech translation. In *Proceedings of ICASSP 2006*.
- Bernard Merialdo. 1994. Tagging English text with a probabilistic model. *Computational Linguistics*, 20(2):155–171.
- Shmuel Peleg and Azriel Rosenfeld. 1979. Breaking substitution ciphers using a relaxation algorithm. *Communications of the ACM*, 22(11):598–605.
- Fernando C. N. Pereira and Michael D. Riley. 1996. Speech recognition by composition of weighted finite automata. *Finite-State Language Processing*, pages 431–453.
- Fernando Pereira, Michael Riley, and Richard Sproat. 1994. Weighted rational transductions and their applications to human language processing. In *ARPA Human Language Technology Workshop*.
- Sujith Ravi and Kevin Knight. 2008. Attacking decipherment problems optimally with low-order n-gram models. In *Proceedings of EMNLP 2008*.
- Sujith Ravi and Kevin Knight. 2009a. Learning phoneme mappings for transliteration without parallel data. In *Proceedings of NAACL HLT 2009*.
- Sujith Ravi and Kevin Knight. 2009b. Minimized models for unsupervised part-of-speech tagging. In *Proceedings of ACL-IJCNLP 2009*.
- Richard Sproat, Chilin Shih, William Gale, and Nancy Chang. 1996. A stochastic finite-state word-segmentation algorithm for Chinese. *Computational Linguistics*, 22(3):377–404.