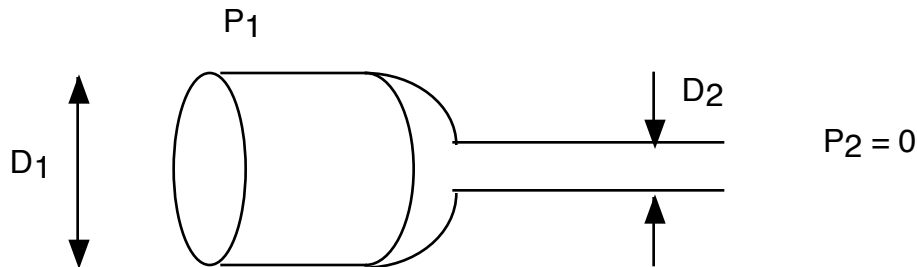
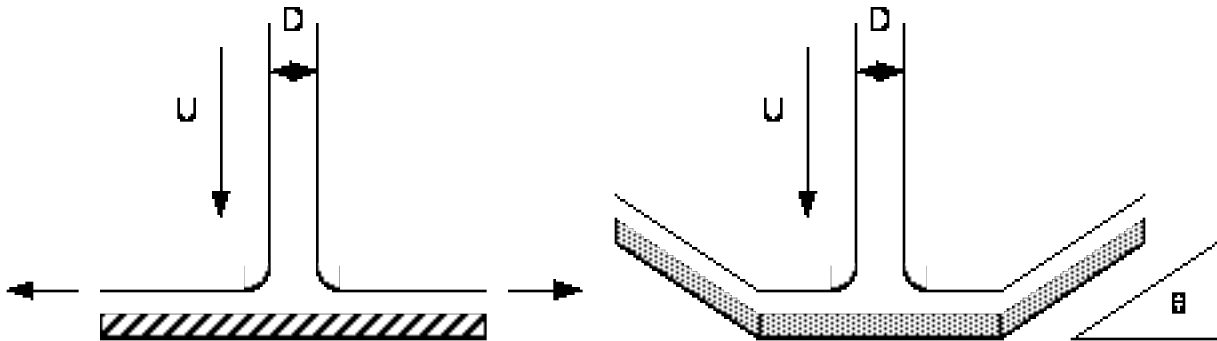


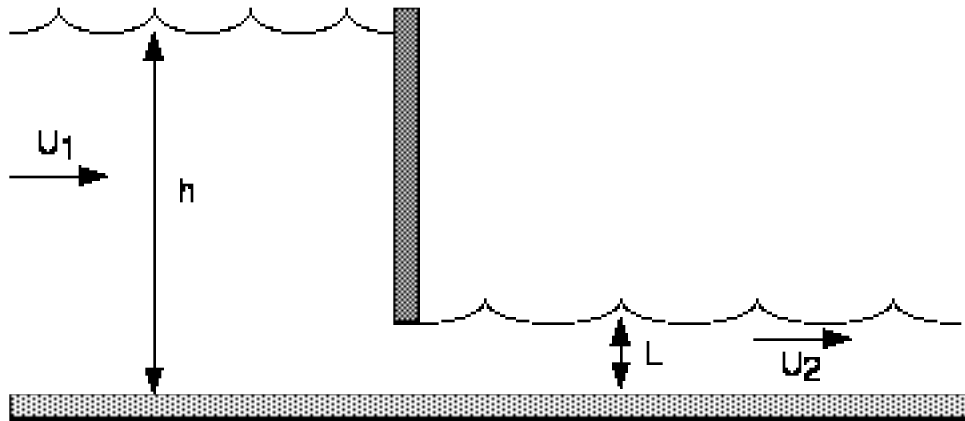
1). A firehose nozzle is basically just a contraction in a pipe. Here we want to calculate the force on the nozzle, so we can design it so it doesn't come off! We take the firehose to have a diameter of 4", the corresponding nozzle diameter is 2", the upstream pressure is 30psig, the downstream pressure is 0 psig (e.g., it just comes out at atmospheric pressure, which can be ignored as it pushes equally on everything), and the flow rate is 40 gal/sec of water. What's the force? Assume uniform flow (the assumptions made in class).



2). A jet of fluid with density ρ , velocity U , and diameter D impinges on a flat plate as depicted below. What is the force on the plate? How does this answer change if the plate is curved so the fluid sprays back out at an angle θ , and keeps the same speed U ? Ignore the effects of gravity.



3). A liquid of density ρ flows through a sluice gate as shown. If the upstream and downstream flows are parallel, we can take the pressure distribution far upstream and downstream to be hydrostatic. If the upstream velocity is U_1 , the upstream height is h , and the opening is L , derive an expression for the force per unit width necessary to keep the sluice gate in place. (Hint: Draw a control volume around the water upstream and downstream of the gate, and determine the velocity U_2 from conservation of mass. Then do a similar momentum balance. You can again ignore atmospheric pressure. The fluid flowing out of the gate reduces the force on the gate from the purely hydrostatic result - the maximum possible)



4). Index Notation: Consider a cylinder settling in a viscous fluid as depicted below. In the notes on index notation, it was shown that if an object's orientation was specified by a single director p_i , and if the relation between force and velocity was linear, then the general expression for the velocity was given by:

$$U_i = (\lambda_1 \delta_{ij} + \lambda_2 p_i p_j) F_j$$

where λ_1 and λ_2 are constants independent of orientation. To determine these two constants we measure the velocity of the cylinder when it is aligned with gravity, and when it is perpendicular to gravity. If these two *mobilities* are given by:

$$\text{Parallel: } \frac{|U|}{|F|} = A \quad ; \quad \text{Perpendicular: } \frac{|U|}{|F|} = B$$

where $|U|$ and $|F|$ are the magnitudes of the velocities and the force, determine λ_1 and λ_2 .

