

**Ask the Experts....Perception of
Motion Criteria for Tall Buildings
Subjected to Wind: A Panel Discussion**

Moderators

Robert McNamara

Ahsan Kareem

Rapporteur

Tracy Kijewski

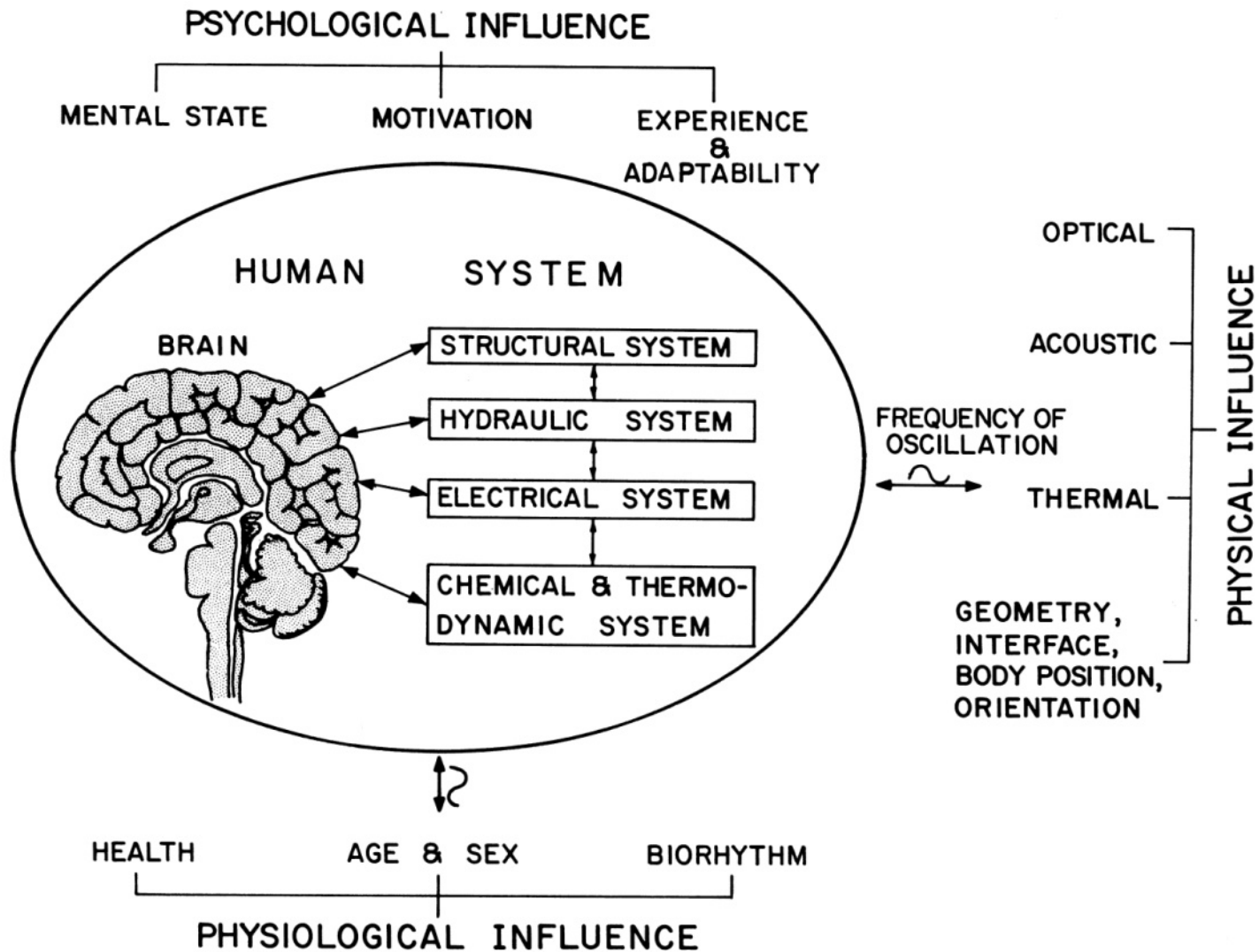
Background

- **Early riders of chariots to modern day concerns in tall buildings human response to motion remains at the forefront**
- **Human biodynamical response to motion is a complex blend of physio-psychological, kinesiological and ergonomical syndromes**

Diagnosing Lively Buildings



Human Biodynamical Response to Motion is a Complex Blend of Psychological, Physiological, Kinesiological, Ergonomical Syndromes.



HUMAN SYSTEM & ENVIRONMENTS

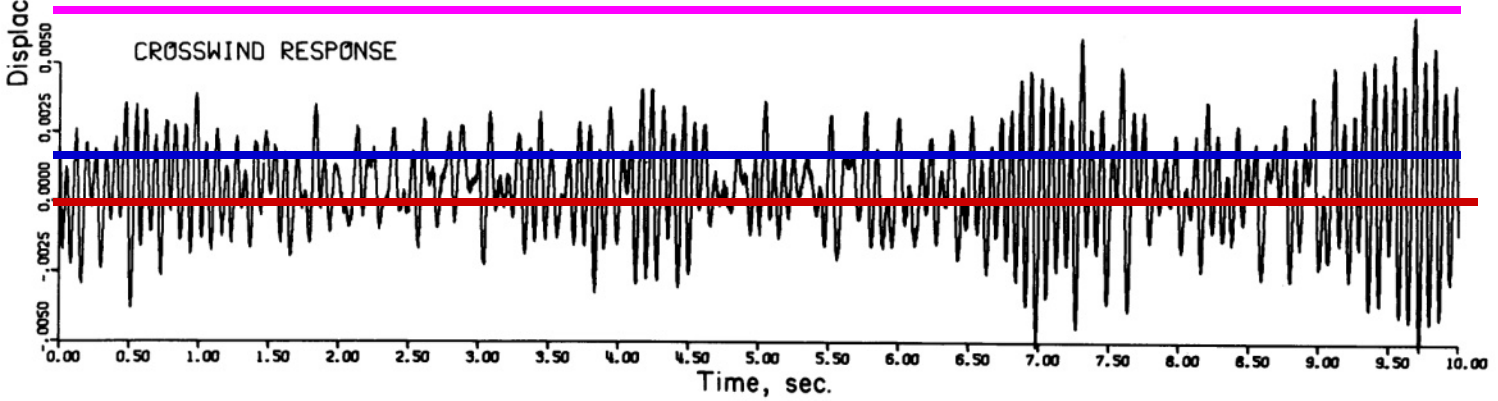
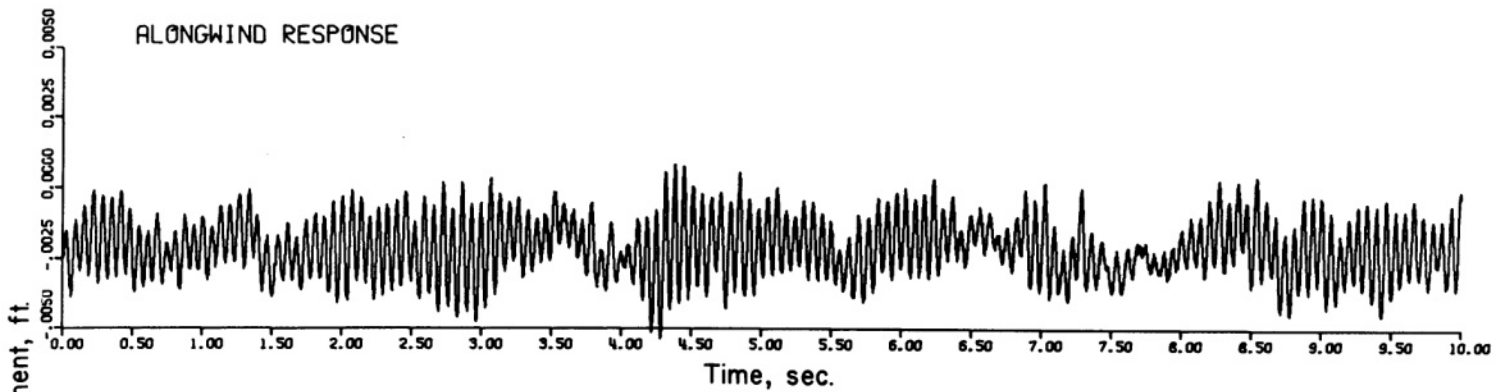
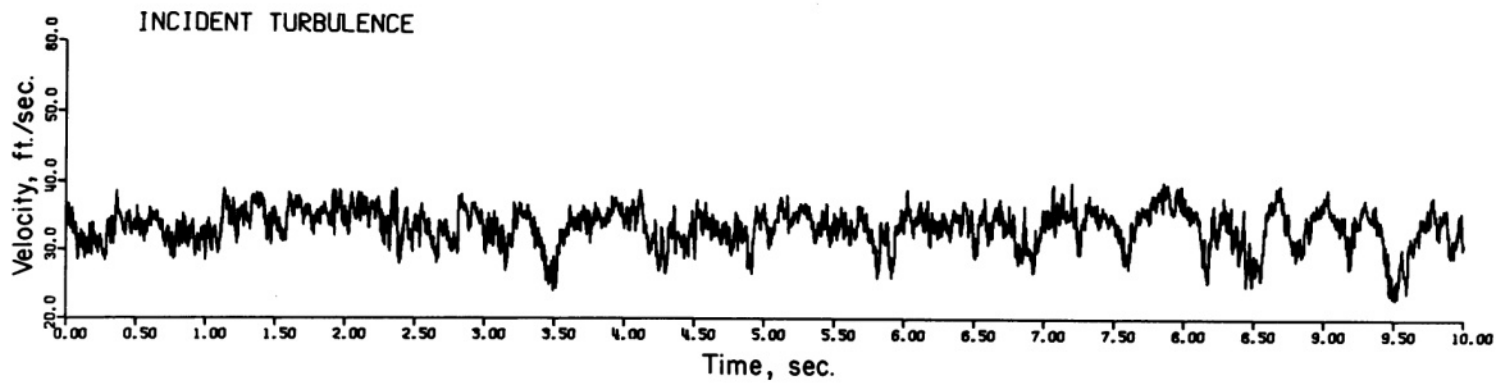
Background contd.

- **Stimulus and response related by a nonlinear transfer function...hardening and softening features**
- **Stimulus used as a criteria, e.g., acceleration/jerk.....RMS/Peak/???**
- **Perception/Comfort consideration/cognitive performance**

Background contd.

- **ISO-6897.....rms**
- **AIJ.....peak**
- **North America peak, 10-15 mg in residential
20-25 mg in office....10 yr event**

**Chen & Robertson (1973); Irwin (1981); Goto (1983)
AIJ/Shimizu; Denoon et al (2001); Melbourne (1980);
Isyumov (1993); Parmalee & Khan (); Hansen et al
(1973) 5 mg rms....6 yr event; Kareem (1990) 8 mg
rms...10 yr event**



Peak

RMS

Mean

RMS versus Peak

- **Statistical measures of stimulus**
- **Defining motion perception**
- **Defining human perception and acceptance**
- **Time of exposure above threshold**
- **Role of repeated spikes in response**
- **Cognitive ability**