

Figures for “The Logic of Causal Order”

Richard Williams, University of Notre Dame, <https://www3.nd.edu/~rwilliam/>

Last revised February 15, 2015

Figure 1.

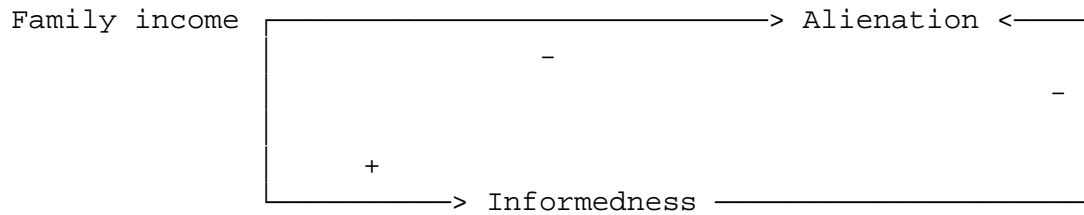


Figure 2.

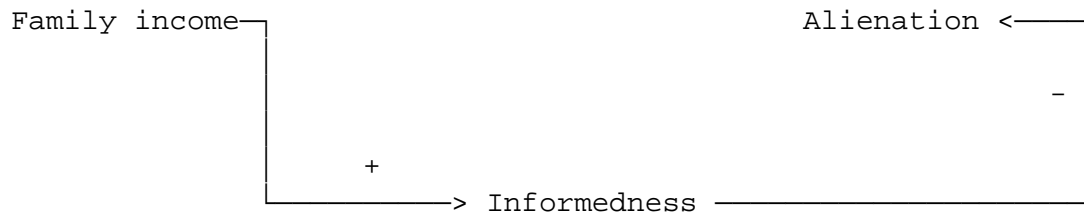
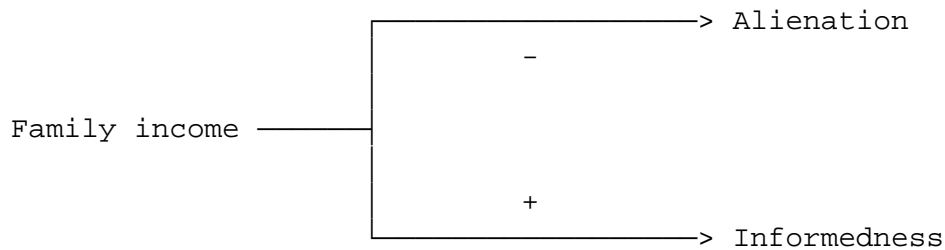


Figure 3.



According to each of the above models, which person is less likely to be alienated? The options are: Bobby is probably less alienated, Bethy is probably less alienated, Bobby and Bethy are equally likely to be alienated, or not enough information to make a guess.

	Bobby	Bethy	Fig 1	Fig 2	Fig 3
1.	Poor	Rich			
2.	Poor Informed	Rich Informed			
3.	Poor Informed	Rich Uninformed			
4.	Informed	Uninformed			