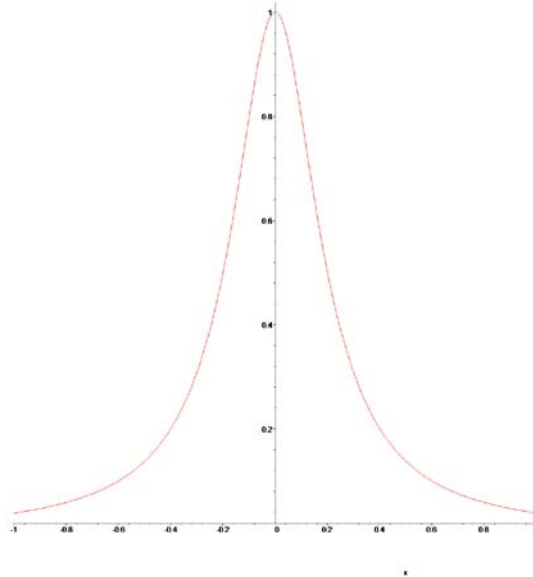


```
> f:= x-> 1/(1+25*x^2);
```

$$f := x \rightarrow \frac{1}{1 + 25x^2}$$

```
> plot(f(x),x=-1..1);
```



```
> n:= 5:
```

```
t:=Vector(n+1): g:= Vector(n+1):
```

```
for j from 1 to n+1 do
```

```
t[j] :=-1+(j-1)*2/n;
```

```
g[j] := f(t[j]);
```

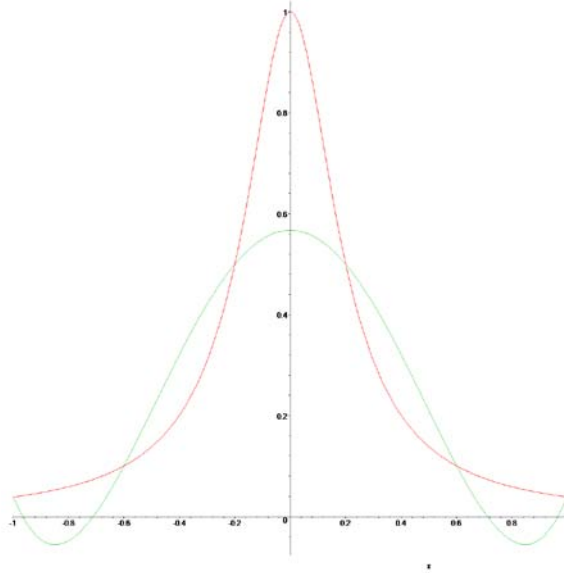
```
od:
```

```
> with(CurveFitting):
```

```
I5:=unapply(PolynomialInterpolation(t,g,x),x);
```

$$I5 := x \rightarrow \frac{125}{104}x^4 - \frac{45}{26}x^2 + \frac{59}{104}$$

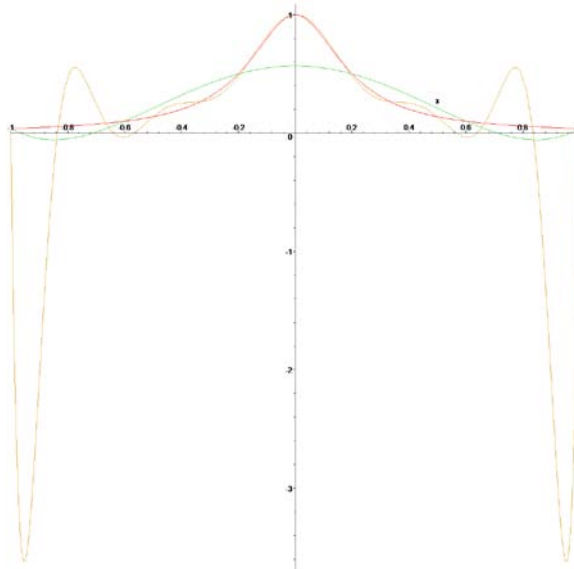
```
> plot({f(x),I5(x)},x=-1..1);
```



```

> n:= 12:
t:=Vector(n+1): g:= Vector(n+1):
for j from 1 to n+1 do
t[j] :=-1+(j-1)*2/n;
g[j] := f(t[j]);
od:
> with(CurveFitting):
I12:=unapply(PolynomialInterpolation(t,g,x),x);
I12 := x →  $\frac{25628906250000}{28167484501}x^{12} - \frac{65809335937500}{28167484501}x^{10} + \frac{62017871484375}{28167484501}x^8$ 
 $-\frac{107641853578125}{112669938004}x^6 + \frac{367051586875}{1847048164}x^4 - \frac{551599221900}{28167484501}x^2 + 1$ 
> plot({f(x), I5(x), I12(x)}, x=-1..1);

```



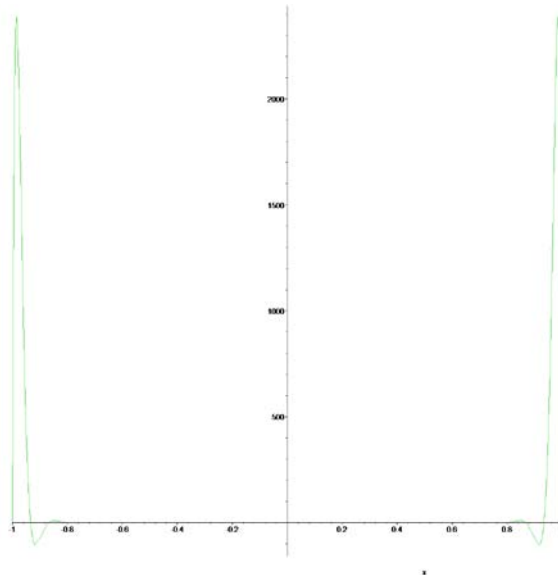
Consider a 30 degree interpolating polynomial.

```

> n:= 30:
t:=Vector(n+1): g:= Vector(n+1):
for j from 1 to n+1 do
t[j] :=-1+(j-1)*2/n;
g[j] := f(t[j]);
od:
> I30:=unapply(PolynomialInterpolation(t,g,x),x);
> plot({f(x),I30(x)},x=-1..1);

```

$$\begin{aligned}
I_{30} := x \rightarrow & \frac{78872316867845}{3163460487629}x^2 + \frac{320363204855132805}{534624822409301}x^4 \\
& - \frac{6712022502392748445}{534624822409301}x^6 - \frac{99656519081051945375}{41124986339177}x^{10} \\
& + \frac{8408705545976857840}{41124986339177}x^8 + 1 + \frac{6731327104959608578125}{328999890713416}x^{12} \\
& - \frac{80928871447891524609375}{657999781426832}x^{14} + \frac{4257645678707943779296875}{8050820855104768}x^{16} \\
& - \frac{223173552828115588623046875}{136863954536781056}x^{18} + \frac{37826379414186492919921875}{10527996502829312}x^{20} \\
& - \frac{1434254537487030029296875}{256780402508032}x^{22} + \frac{1530822304035186767578125}{256780402508032}x^{24} \\
& - \frac{43634757758045196533203125}{10527996502829312}x^{26} + \frac{230735869770526885986328125}{136863954536781056}x^{28} \\
& - \frac{41565709125995635986328125}{136863954536781056}x^{30}
\end{aligned}$$

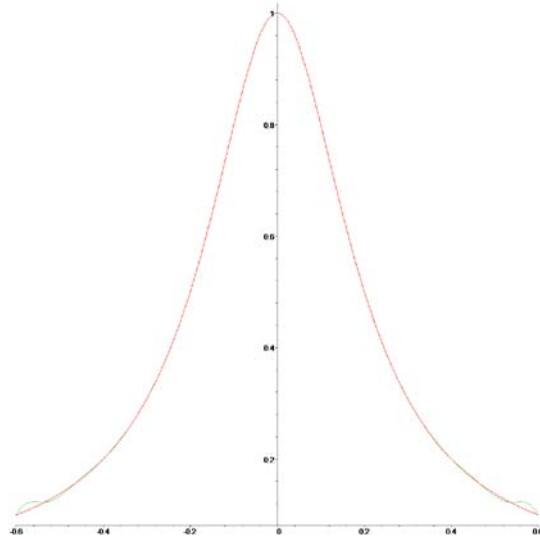


Away from the ends it is a good fit.

```

> plot({f(x),I30(x)},x=-0.6..0.6);

```

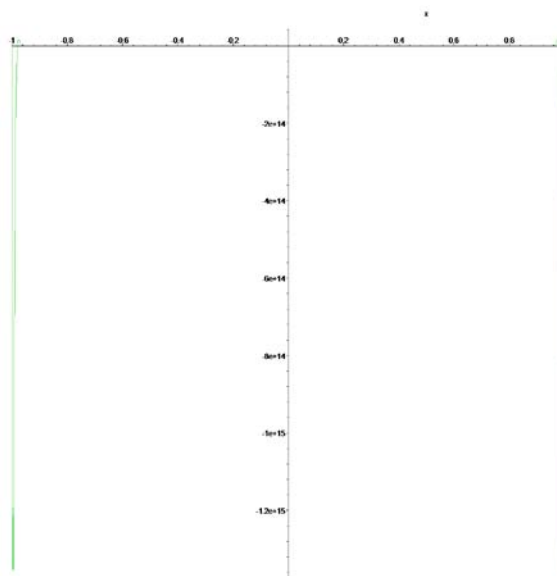


Higher degree interpolation is even worse near the boundary.

```

> n:= 100;
Digits:=120;
t:=Vector(n+1): g:= Vector(n+1):
for j from 1 to n+1 do
t[j] :=-1+(j-1)*2/n;
g[j] := f(t[j]);
od:
> I100:=unapply(PolynomialInterpolation(t,g,x),x):
> plot({f(x),I100(x)},x=-1..1);
Digits := 120

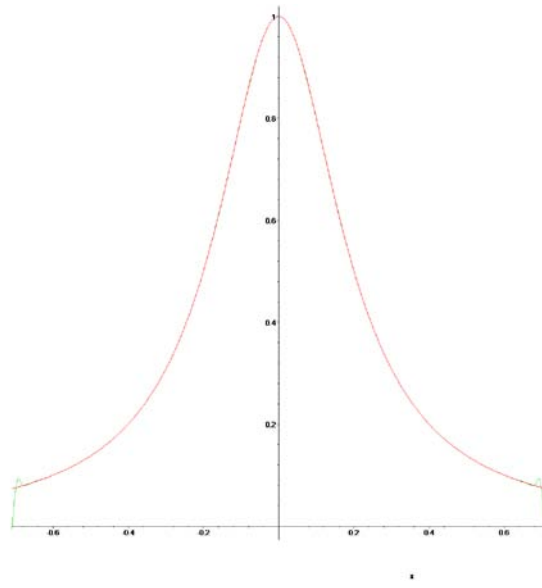
```



```

> plot({f(x),I100(x)},x=-0.71..0.71);

```



>